

# Top<sup>®</sup>

**AUTOMAZIONI**

BAR FEEDERS & AUTOMATIONS



**NO MORE REASONS  
TO WAIT**

# Return Speed

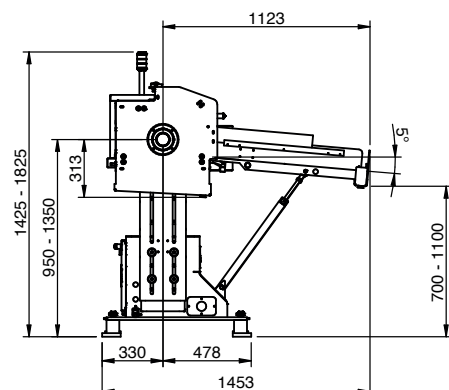
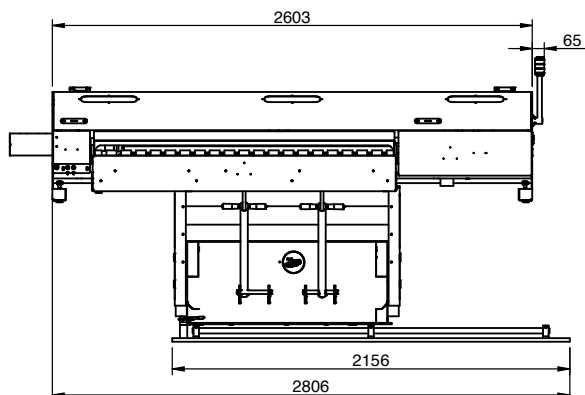
**SUITABLE FOR FIXED AND SLIDING HEADS CNC LATHES**

**MACHINED PART HANDLING VIA HMI PANEL**

AVAILABLE FOR UNLOADING OF WORKED PART WITH LENGTH FROM 200 mm (7.87") TO 1500 mm (59.05") -DEPENDING ON COUNTER SPINDLE LINE LENGTH- AND DIAMETERS BETWEEN 12 mm (0.47") AND 80 mm (3.14")



## BAR FEEDER LAYOUT








◀ Scan the QR CODE to watch the video



RETURN SPEED




TECHNICAL DATA	
	RETURN SPEED
 RETURN SPEED	200 mm - 1500 mm / 7,87" - 59,05"
 MAX FEED SPEED	30 m/min / 98.42'/min
 AIR PRESSURE REQUIRED	8 bar





### SELF ADJUSTING GUIDE CHANNEL

Return Speed is equipped with a polyzene channel ("v" section) that automatically adjusts within 10 seconds to the diameter set by plc.




### PIECE MANAGEMENT

Return Speed unloads pieces from 200 mm (7.87") to 1500 mm (59.05") in length and from  $\varnothing 12$  to  $\varnothing 80$  mm ( $\varnothing 0,47$ " to  $\varnothing 3,14$ "") in diameter. The unloading cycle lasts 23 seconds and it is performed by an elastic collet (or by a magnet on request). All the unloading procedure is carried on by pneumatic chucks covered in plastic material to protect the piece.




### PIECE UNLOADING

The RETURN SPEED unloads the piece by means of a pneumatic chuck covered in plastic material: the chuck locks the piece and positions it on the polyzene channel at the unloading position, then the channel rotates and makes it slide on the storage. This system, patented by Top Automazioni, allows the piece to be unloaded in several, positions increasing the unloading capacity of the machine.



## REPOSITIONING SYSTEM

In order to ease the liners insertion, the RETURN SPEED is equipped with a rail system that enables at 800 mm (31.49") radial or axial displacement (alternative option), helping also the lathe servicing. The bar feeder fastening, on its rails, is provided by fast block hooks.



## AUTOMATIC MANAGEMENT

The RETURN SPEED unloader is controlled by a PLC touchscreen that interacts with a brushless motor and solenoid valves to regulate forward speed, thrust force and all automated features.



RETURN SPEED

## BAR STORAGE

Return Speed is equipped with an angle-adjusting inclination storage between 0° and 20°. Return Speed has an unloading surface of 800 mm (31.49") covered by polyzene strips, that protect the piece during unloading. Return Speed can also feature a multiple rows unloading (from 1 to 5 rows, depending on the length of the unloaded piece).





HOW TO FIND US ▶  
scan QR code



TOP AUTOMAZIONI S.R.L.

Via Torrianese, 62  
47824 Poggio Torriana (RN)

Tel. +39 0541 688248

Fax +39 0541 688168

topautomazioni@topautomazioni.com

www.topautomazioni.com

